

Stability and dynamics of matter-wave vortices in the presence of collisional inhomogeneities and dissipative perturbations

This article has been downloaded from IOPscience. Please scroll down to see the full text article.

2010 J. Phys. B: At. Mol. Opt. Phys. 43 155303

(<http://iopscience.iop.org/0953-4075/43/15/155303>)

View [the table of contents for this issue](#), or go to the [journal homepage](#) for more

Download details:

IP Address: 95.18.203.78

The article was downloaded on 25/07/2010 at 15:23

Please note that [terms and conditions apply](#).

Stability and dynamics of matter-wave vortices in the presence of collisional inhomogeneities and dissipative perturbations

S Middelkamp¹, P G Kevrekidis², D J Frantzeskakis³,
R Carretero-González^{4,5} and P Schmelcher¹

¹ Zentrum für Optische Quantentechnologien, Universität Hamburg, Luruper Chaussee 149, 22761 Hamburg, Germany

² Department of Mathematics and Statistics, University of Massachusetts, Amherst, MA 01003-4515, USA

³ Department of Physics, University of Athens, Panepistimiopolis, Zografos, Athens 157 84, Greece

⁴ Nonlinear Physics Group, Departamento de Física Aplicada I, Universidad de Sevilla, Avda. Reina Mercedes s/n., 41012 Sevilla, Spain

E-mail: stephan.middelkamp@physnet.uni-hamburg.de

Received 2 February 2010, in final form 11 June 2010

Published 20 July 2010

Online at stacks.iop.org/JPhysB/43/155303

Abstract

In this work, the spectral properties of a singly charged vortex in a Bose–Einstein condensate confined in a highly anisotropic (disc-shaped) harmonic trap are investigated. Special emphasis is placed on the analysis of the so-called anomalous (negative energy) mode of the Bogoliubov spectrum. We use analytical and numerical techniques to illustrate the connection of the anomalous mode to the precession dynamics of the vortex in the trap. Effects due to inhomogeneous interatomic interactions and dissipative perturbations motivated by finite-temperature considerations are explored. We find that both of these effects may give rise to oscillatory instabilities of the vortex, which are suitably diagnosed through the perturbation-induced evolution of the anomalous mode, and monitored by direct numerical simulations.

(Some figures in this article are in colour only in the electronic version)

1. Introduction

Matter-wave vortices represent fundamental nonlinear macroscopic excitations of Bose–Einstein condensates (BECs); see e.g. the relevant reviews [1–7]. These structures are characterized by their non-zero topological charge S , the phase dislocation and jump by $2\pi S$ induced by the vorticity and the concomitant vanishing of the BEC density at the vortex core. The experimental observation of matter-wave vortices was first reported in [8], using a phase-imprinting method

⁵ On sabbatical leave from Nonlinear Dynamical System Group (<http://nlds.sdsu.edu>), Computational Science Research Center, and Department of Mathematics and Statistics, San Diego State University, San Diego, CA 92182-7720, USA.

between two hyperfine spin states of a ⁸⁷Rb BEC [9]. Other techniques for the generation of vortices have also been studied theoretically and implemented in experiments. In particular, stirring the BEC [10] above a certain critical angular speed [11–13] is an extremely efficient method for producing a few vortices [13] or vortex lattices [14]. Other techniques include the supercritical dragging of an obstacle through the BEC [15–17], as well as the nonlinear interference of condensate fragments [18–21]. In the above studies, vortices were singly charged, i.e. with a topological charge $|S| = 1$; higher charged vortices with $|S| > 1$ may also be created experimentally [22, 23] and could, in principle, be stable under appropriate conditions [24, 25]. Considerable effort has been dedicated

to the investigation of the stability of such higher charge structures [26–29]. Nevertheless, such higher charged vortices are typically far less robust than the fundamental $|S| = 1$ vortex that is of interest here.

In this work we systematically study singly charged vortices in two-dimensional (2D)—so-called disc-shaped—BECs with *repulsive* interatomic interactions from a spectral (i.e. Bogoliubov–de Gennes (BdG)) point of view. In particular, first we focus on the so-called anomalous mode of the Bogoliubov theory, characterized by negative energy [30] or negative Krein sign [31], and elucidate its connection with the precessional motion of the vortex, if displaced from its equilibrium position, i.e. the trap centre. Next, we study how this mode is affected by the presence of different kinds of perturbations. The perturbations we consider here arise from inhomogeneous interatomic interactions, the so-called collisional inhomogeneities, and finite-temperature-induced dissipation.

Interatomic interactions, characterized by the s-wave scattering length, become spatially (or temporally) varying by employing Feshbach resonances in a very broad range [32]. Magnetic Feshbach resonances [33, 34] apply a bias magnetic field for changing the scattering length, whereas optical Feshbach resonances [35–40] apply a laser beam for doing so. This remarkable flexibility on the manipulation of the effective mean-field nonlinearity of BECs has inspired a significant number of experimental and theoretical studies. Herein, we will focus on the more recently realized ‘collisionally inhomogeneous’ BECs [41], characterized by a spatially dependent scattering length. In such settings, many interesting phenomena have been predicted, including adiabatic compression of matter waves [42, 43], Bloch oscillations of solitons [42], soliton emission and atom lasers [44], enhancement of transmittivity of matter waves through barriers [45, 46], dynamical trapping of solitons [45], stable condensates exhibiting both attractive and repulsive interatomic interactions [47] and the delocalization transition of matter waves [48]. Here we will examine how harmonic spatial variations of the scattering length, inducing a sort of a nonlinear optical lattice in the system, affect the stability and ensuing dynamics of the vortex. Interestingly, we find that the anomalous mode of the vortex (located at the origin) is differently affected by cosinusoidally (the vortex is located at a maximum of the nonlinearity) and sinusoidally (the vortex is located at a local minimum of the nonlinearity) varying nonlinearities, i.e. the phase of the nonlinearity’s spatial variation at the vortex location plays a crucial role in the ensuing stability properties. This turns out to be the most critical element of influence within this setting. In the former case the vortex is stable, while in the latter the vortex is subject to an oscillatory instability, emerging by the collision of the anomalous mode with another eigenmode of the system.

We also consider in our study the effect of dissipative perturbations on the vortex dynamics motivated by considerations of the coherent structure’s interaction with the thermal cloud. Here we will adopt a simple phenomenological model relying on the inclusion of a phenomenological damping in the mean-field model, first introduced by Pitaevskii [49]

and subsequently used in various works to describe, e.g. decoherence [50] and growth [51] of BECs, damping of collective excitations of BECs [52], vortex lattice growth [53, 54], vortex dynamics [55] (see also [19, 20]), and decay of dark solitons [56, 57]. Importantly, inclusion of such a phenomenological damping in the Gross–Pitaevskii equation (GPE) can be justified from a microscopic perspective (see, e.g. the recent work [57] and the review [58]). Herein, we will show how such a finite-temperature-motivated dissipation affects the statics and dynamics of the vortex, by leading its anomalous mode to become immediately unstable. Despite the relatively simple and phenomenological nature of the model, we will see that its results will bear significant similarities to the phenomenology of other dynamical models, allowing us to understand qualitatively the origin of the observed dynamical features. We will also present some interesting twists that may arise when the combined effect of thermal dissipation and spatially dependent interatomic interactions is considered.

The paper is structured as follows. In section 2, we present our analytical considerations in connection to the spectrum of an $S = 1$ vortex and its precession frequency in the trap. In section 3, we examine numerically the validity of the analytical predictions but also how these are modified in the presence of additional perturbations such as the spatially dependent nonlinearity or the finite-temperature-induced dissipative perturbation. This is done through both a systematic analysis of the BdG equations and through the direct numerical simulations of the pertinent GPE models. Finally, in section 4, we summarize our results and discuss directions for future studies.

2. Analytical results

We first consider the simplest case in our study, namely a matter-wave vortex in a 2D BEC confined in a harmonic trap. It is well known that in this setting the singly charged vortex will have precisely one anomalous mode [30]; this mode, characterized by a negative energy, is also known as the mode of negative Krein sign (or signature) in the mathematical literature [31]; see also below for an explicit mathematical definition. In [30] (see also the review [4]), it was argued that the single negative energy mode with $S = 1$ (which is of interest here) is responsible for the precessional motion of the vortex in the trap (in addition to being relevant for other processes such as vortex nucleation).

One of the key purposes in our study is to consider the precession in the setting described above. The three-dimensional (3D) analogue of this setting has been considered and studied analytically by means of the matched asymptotics technique in [59], while the 2D case has been studied by means of a variational approach in [60] (see more details below). Here, employing the matched asymptotics method, we derive an expression for the precession frequency in the 2D case and provide a detailed comparison of this result with numerics pertaining to the study of the anomalous mode.

The model under consideration is the $(2 + 1)$ -dimensional GPE [7]

$$i\hbar \partial_t u = -\frac{\hbar^2}{2m} \Delta' u + V(r')u + g_{2D}|u|^2 u - \mu' u. \quad (1)$$

Here, $u(x', y', t')$ is the macroscopic wavefunction of the disc-shaped BEC, Δ' is the 2D Laplacian, $r' \equiv \sqrt{x'^2 + y'^2}$ is the radial variable, $V(r') = \frac{1}{2}\omega_z^2 r'^2$ is the harmonic trapping potential in the in-plane direction, μ' the chemical potential and $g_{2D} = g_{3D}/2\pi a_z = 2\sqrt{2\pi} a a_z \hbar \omega_z$ is the effectively 2D nonlinear coefficient, where a is the scattering length and a_z, ω_z are the transverse harmonic oscillator length and trapping frequency, respectively. Measuring length in units of a_z and frequencies in units of ω_z equation (1) can be expressed in the following dimensionless form:

$$i\partial_t u = -\frac{1}{2}\Delta u + V(r)u + g|u|^2 u - \mu u. \quad (2)$$

Here, Δ is the 2D Laplacian of the rescaled variables, r is the rescaled radial variable, $V(r) = \frac{1}{2}\Omega^2 r^2$ is the harmonic trapping potential with Ω being measured in units of ω_z , g is the normalized strength of the interatomic interactions (which we set to $g = 1$ for the analytical considerations of this section) and μ is the chemical potential measured in units of $\hbar\omega_z$. In order to study the effect of the potential on the vortex, we will follow the lines of [61] (see also [62] for similar work in the context of optics) and use a matched asymptotics approach between an inner and an outer perturbative solution leading to the following equations of motion (for a more detailed derivation see the appendix) for the vortex centre (x_v, y_v) :

$$\dot{x}_v = \frac{\Omega^2}{2\mu} \log\left(A \frac{\mu}{\Omega}\right) y_v, \quad (3)$$

$$\dot{y}_v = -\frac{\Omega^2}{2\mu} \log\left(A \frac{\mu}{\Omega}\right) x_v, \quad (4)$$

where A is an appropriate numerical factor (detailed comparison with numerics yields very good agreement in the Thomas–Fermi (TF) regime, e.g. for $A \approx 8.88 \approx 2\sqrt{2}\pi$, see below). These results suggest a precession of the vortex in the harmonic trap with a frequency

$$\omega_{\text{an}} = \frac{\Omega^2}{2\mu} \log\left(A \frac{\mu}{\Omega}\right), \quad (5)$$

which, as suggested by the subscript ('an' stands for anomalous), should coincide with the eigenfrequency of the anomalous mode of the Bogoliubov spectrum. The anomalous mode eigenfrequency can readily be obtained through a standard BdG analysis. This analysis involves the derivation of the BdG equations, which stem from a linearization of the GPE (1) around the vortex solution u_0 by using the ansatz

$$u = u_0(x, y) + [a(x, y) e^{i\omega t} + b^*(x, y) e^{-i\omega^* t}]. \quad (6)$$

The subsequent solution of the ensuing BdG eigenproblem yields the eigenfunctions $\{a(x, y), b(x, y)\}$ and eigenfrequencies ω .

Note that due to the Hamiltonian nature of the system, if ω is an eigenfrequency of the Bogoliubov spectrum, so are $-\omega, \omega^*$ and $-\omega^*$. Note that a linearly stable configuration is tantamount to $\text{Im}(\omega) = 0$, i.e. all eigenfrequencies are real.

An important quantity resulting from the BdG analysis is the amount of energy carried by the normal mode with eigenfrequency ω , namely

$$E = \int dx dy (|a|^2 - |b|^2) \omega. \quad (7)$$

The sign of this quantity, known as *Krein sign* [63], is a topological property of each eigenmode. For one of the eigenvalues of each double pair, this sign is negative. The corresponding mode is called *negative energy mode* (in the physical literature) [64] or a mode with *negative Krein signature* (in the mathematical literature) [63]. Practically, this means if it becomes resonant with a mode with positive Krein signature, then, in most cases, there appear complex frequencies in the excitation spectrum, i.e. a dynamical instability occurs [63]. The eigenvalues with negative Krein signature are actually associated with the anomalous modes [1] appearing in the BdG spectrum.

In order to compare our results to the ones obtained in earlier works, we should mention that a similar setup was investigated in [65] for finite displacements of the vortex from the centre of the trap and in [60] (by means of a variational approximation). In the latter one, the frequency of the anomalous mode was derived with a similar functional form. However, in [60], the case of a BEC unbounded in the axial direction ($\omega_z = 0$) was considered and, as a result, the constant was found to take a different value, $A = 2$. It is also worth noting that the connection between quantum fluctuations and anomalous modes of matter-wave vortices under Magnus forces was considered in [66].

It is important, at this stage, to make a few comments regarding the nature of the Bogoliubov spectrum resulting from the linearization around the vortex. The system at hand, namely the disc-shaped condensate carrying the vortex, is *not* in the ground state (a similar situation occurs in the 1D analogue of the system, namely a quasi-1D BEC carrying a dark soliton). The existence of the anomalous mode, characterized by negative energy, indicates that the vortex (and the dark soliton in the 1D case) is thermodynamically unstable and, in the presence of dissipation, the system is driven towards a lower energy configuration, namely the ground state. Also, as the chemical potential is increased, the eigenfrequency of the anomalous mode of the vortex (similar to the case of the dark soliton [67]) deviates from its value $\omega = \Omega$ in the linear limit. In the latter limit, the vortex is represented by the linear superposition $|1, 0\rangle + i|0, 1\rangle$, where $|m, n\rangle$ denotes the m th linear eigenstate of the quantum harmonic oscillator along the x -direction and n th one along the y -direction (see the discussion in section 3.1 and figure 1). Generally, the anomalous mode (in both 1D and 2D cases) is the *lowest* excitation frequency of the system and the only one below the trap frequency, which is associated with the doubly degenerate (in the 2D case) Kohn mode corresponding to the dipolar motion of the condensate [68]. However, in the case of the vortex (and contrary to what is the case for the dark soliton), there is one more frequency, which may be smaller than ω_{an} , at least for small chemical potentials. However the corresponding mode grows monotonically away from the origin and thus becomes larger, for increasing chemical potential, than the anomalous mode and the Kohn mode. This frequency was described through a small parameter expansion in section V.B of [69]. The relevant eigenfrequency is given (in our units) by the following expression:

$$\omega \approx \mu - 2\Omega, \quad (8)$$

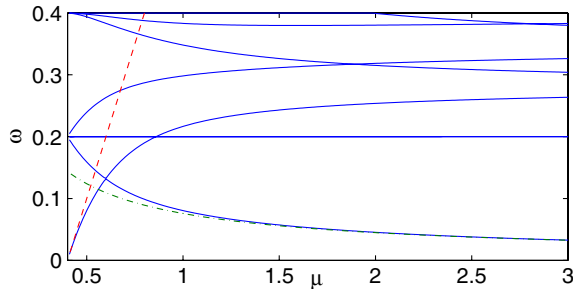


Figure 1. The eigenfrequencies ω of the Bogoliubov spectrum for a harmonically confined singly charged vortex as a function of the chemical potential μ (for a trap strength $\Omega = 0.2$). Theoretical predictions are given by $\omega = \mu - 2\Omega$ (red dashed line) for the mode monotonically increasing from zero and $\omega = (\Omega^2/(2\mu)) \log(A\mu/\Omega)$ ((green) dashed-dotted line); the constant A was chosen to be $2\sqrt{2}\pi \approx 8.88$. Note that we only show positive frequencies; however, if ω is an eigenfrequency $-\omega$ is one as well.

which becomes increasingly more accurate as $\mu \rightarrow 2\Omega$. This is in contrast to the case for the expression of the precession frequency equation (5), which should be increasingly more accurate in the TF limit, corresponding to large μ .

We now turn to numerical investigations in order to examine the validity of our results in the case of the parabolic trap for constant nonlinearity strength, as well as to generalize them to settings which are less straightforward to consider by analytical means. The results will be partitioned in two subsections: firstly, we will provide bifurcation results from the BdG analysis, and subsequently, we will also test the BdG predictions against full numerical integration of equation (1).

3. Numerical results

3.1. Bogoliubov–de Gennes analysis

We start with the case of a singly charged vortex in a harmonically confined BEC with homogeneous interatomic interactions (i.e. $g = 1$). In figure 1 we show the numerically obtained eigenfrequencies ω of the Bogoliubov spectrum as (blue) solid lines as a function of the chemical potential μ and the analytical predictions of equation (5) as a (green) dashed-dotted line and of equation (8) as a (red) dashed line. The numerically obtained frequencies are real denoting that the system is dynamically stable. We observe that in accordance to the analytical predictions, the lowest modes are (i) the one monotonically increasing away from zero and (ii) the anomalous mode, connected to the vortex precession (see the previous section), bifurcating from the constant dipolar mode in the linear limit. For the monotonically increasing mode, we note that the non-radial nature of the solutions at hand (due to their phase profile) leads to the absence of additional symmetries of the eigenvalue problem away from the linear limit. The only symmetry generally present is that of the phase or gauge invariance, associated with the conservation of the number of particles. This sustains a pair of linearization eigenfrequencies at $\omega = 0$, but as discussed in [69], at the linear limit the dimension of the corresponding kernel is 4; hence, an eigenfrequency pair should depart from

the origin (at least for small μ) according to equation (8). As observed in figure 1, this prediction is in good agreement with the numerical results. Naturally, deviations are observed for larger chemical potentials. On the other hand, as concerns the precession frequency, we notice its monotonically decreasing dependence on μ for given Ω (the latter was set to $\Omega = 0.2$ in figure 1), its bifurcation from the Kohn mode eigenfrequency limit and its excellent agreement with the theoretical prediction in the TF limit (for all $\mu > 1$). We note in passing that in this 2D case, a pair of Kohn modes can be seen to be preserved at $\omega = \Omega = 0.2$, being associated with the dipole oscillations of the condensate along the two spatial directions, while the fourth mode at 0.2 in the linear limit results in a monotonically growing eigenfrequency, as μ is increased.

We have also tested the validity of the analytical predictions concerning the two lowest eigenfrequencies for different values of Ω and as a function of μ (see figure 2). Once again, a very good agreement of the two asymptotic theoretical descriptions in their respective limits is found.

We now consider an interesting modification to this picture, arising from a consideration of inhomogeneous interatomic interactions, described by a spatially dependent scattering length $a(x,y)$ (see, e.g., the recent special volume [70]). Here, we will consider the effect of a periodic variation of the nonlinearity strength, $g \equiv g(x,y)$ (i.e. a sort of a nonlinear optical lattice), on the spectrum of a vortex. We will also draw parallels with similar spectral implications in the setting of a linear periodic potential analysed in [71].

In figure 3, we study the case of a *cosinusoidal* variation of the nonlinearity strength, namely $g(x,y) = 1 + s(\cos^2(\pi x/4) + \cos^2(\pi y/4))$, monitoring the vortex spectrum as a function of the chemical potential, where s is the strength of the oscillation. In the same figure, the typical form of the density and phase of the wavefunction (the former showcasing spatial variation dictated by the corresponding variation of the scattering length, and the latter demonstrating the vortex structure of the configuration), as well as the Bogoliubov excitation spectrum are also illustrated. We note that while most of the relevant eigenfrequencies are only very weakly affected by the spatially dependent nonlinearity, the one which is most *dramatically* affected is that of the anomalous mode. The comparison of the $s = 0$ case shown in figure 1 (blue solid lines) with the red dashed line of $s = 0.1$ and the green dash-dotted of $s = 0.3$ illustrates that the latter two not only approach zero but rather cross it at a finite value of μ . For $s = 0.1$, the anomalous mode hits the origin of the spectral plane at $\mu = 2.61$, while for $s = 0.3$ at $\mu = 1.56$. However, it is perhaps even more remarkable that this collision does not produce an instability through an imaginary eigenfrequency (real eigenvalue) pair but rather maintains the stability of the configuration (the eigenfrequencies appear to go through each other). Generally, it can be seen that the trend of increasing the oscillation strength in the sinusoidal case leads to a more rapid decrease of the anomalous mode eigenfrequency with μ and an ‘earlier’ collision (i.e. occurring for smaller μ) with the spectral plane origin. The present study focuses on a periodicity (wavelength) of the nonlinearity that is larger than the size (core) of the vortex. All throughout this

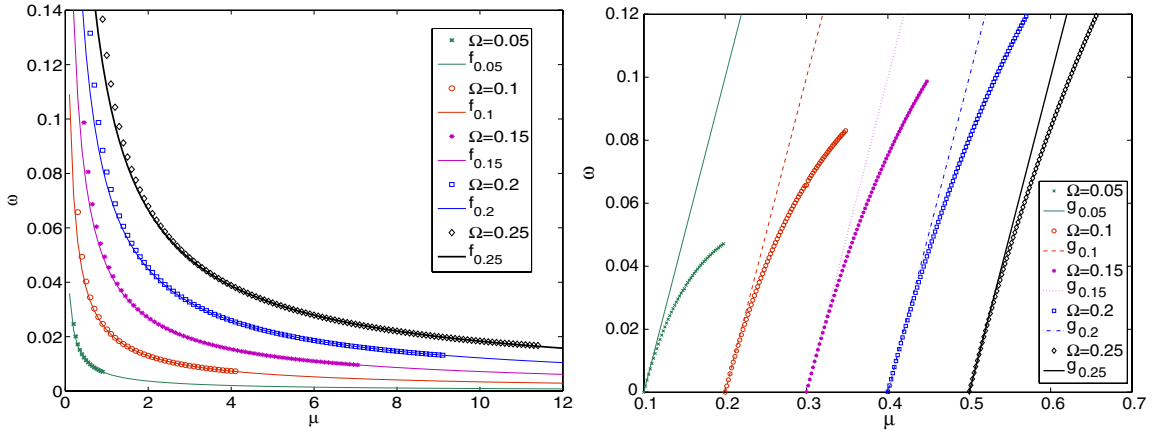


Figure 2. Left: dependence of the anomalous mode eigenfrequency on the chemical potential for different trap frequencies Ω . The data points are interpolated by the functions $f_{\Omega}(\mu) = (\Omega^2/(2\mu)) \log(2\sqrt{2}\pi\mu/\Omega)$. Right: similar to the left panel, but for the mode bifurcating from zero, as compared to the theoretical prediction $g_{\Omega}(\mu) = \mu - 2\Omega$. Note that we only show positive frequencies; however, if ω is an eigenfrequency $-\omega$ is one as well.

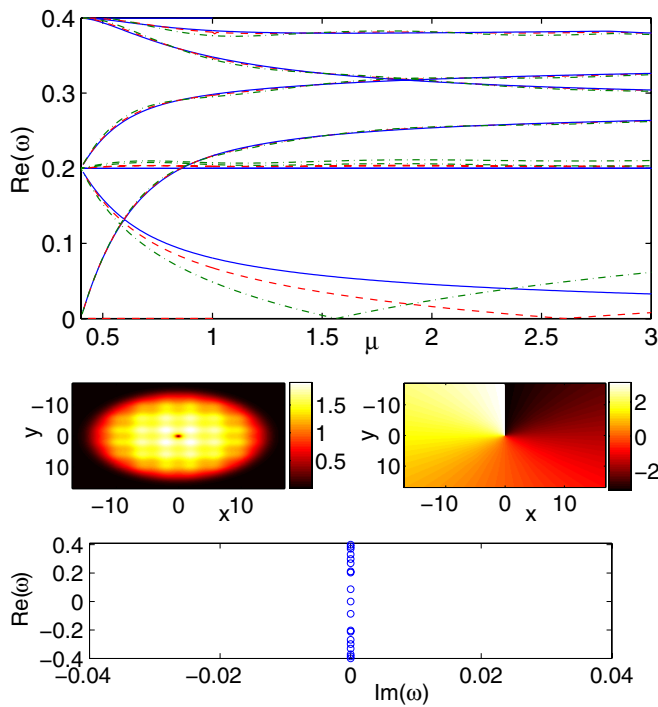


Figure 3. The case of a cosinusoidal variation of the nonlinearity strength for a trap strength $\Omega = 0.2$. The top panel is similar to figure 1 showing the eigenfrequencies ω of the Bogoliubov spectrum as a function of the chemical potential μ . Comparison of $g(x, y) = 1 + s(\cos^2(\pi x/4) + \cos^2(\pi y/4))$ with $s = 0.1$ (red dashed line) and $s = 0.3$ (green dashed-dotted line), with the case of $s = 0$ (blue solid line). Note that we only show positive frequencies; however, if ω is an eigenfrequency $-\omega$ is one as well. The middle panels show contour plots of the density (left) and phase (right) of the wavefunction, while the bottom panel shows the respective Bogoliubov excitation spectrum (real versus imaginary part of the eigenfrequency ω , where instability would correspond to the existence of eigenfrequencies with $\text{Im}(\omega) \neq 0$). The chemical potential is $\mu = 4$ (approaching the TF limit).

long wavelength regime the spectral results are qualitatively the same. The case pertaining to the wavelengths of the

nonlinearity comparable or smaller than the size of the vortex falls outside of the scope of the current paper and will be studied further in a future work. Nonetheless, it can be anticipated that for small enough wavelengths compared to the core of the vortex, the spatial modulation of the nonlinearity will effectively, through spatial homogenization, act as a constant nonlinearity (possibly shifted from its original $g = 1$ value) in a manner akin to the effects of (linear) periodic potentials generated by optical lattices acting on harmonically trapped dark solitons [72].

It is now interesting to turn to the case of the *sinusoidal* modulation of the nonlinearity strength, namely $g(x, y) = 1 + s(\sin^2(\pi x/4) + \sin^2(\pi y/4))$. In this case, as observed in figure 4, the fundamental difference is that the anomalous mode is larger than that of the homogeneous interactions case ($g = 1$). More importantly perhaps, its dependence can also be non-monotonic, resulting in the increase of the corresponding eigenfrequency for a chemical potential $\mu \gtrsim 1$. Consequently, this raises the possibility of collision of the relevant eigenmode with other modes bifurcating from $\omega = \Omega$ for sufficiently large μ (see the (green) cross for $\mu \approx 2.11$ in the case of $s = 0.3$ considered in the figure). This, in turn, produces an instability due to the opposite Krein sign of the colliding modes, yielding a quartet of complex eigenfrequencies. The (positive) imaginary part of the latter is shown in the bottom panel of figure 4; see also the second and third row of panels for a typical profile and spectral plane of the relevant configuration.

The above features of the anomalous mode seem structurally similar to the linear periodic potential case, where again the cosinusoidal case was found to be dynamically stable, while the sinusoidal one was unstable beyond a critical lattice strength [6, 71, 73]. More specifically, independent of the strength of the amplitude parameter of the cosinusoidal lattice (s in the above nonlinear case and V_0 in the linear case of [71]), it can be seen that no eigenvalue collisions or quartet bifurcations arise. On the other hand, in the sinusoidal case within both the linear and the nonlinear setting such collisions (of anomalous modes with the other

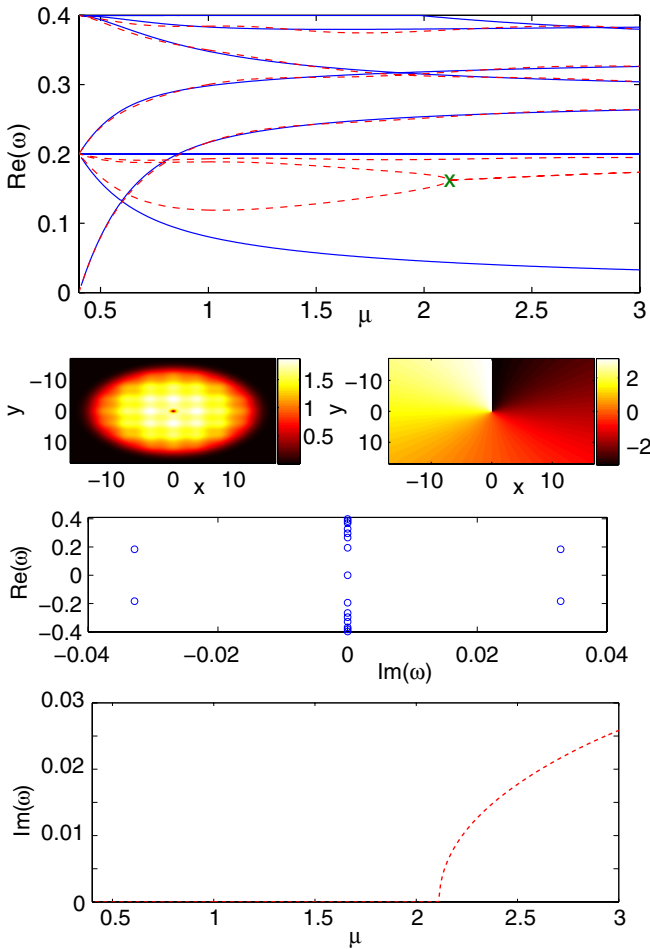


Figure 4. Similar to figure 3, but for the case of a sinusoidal variation of the nonlinearity strength. The first three rows of panels are analogous to the panels of figure 3. The case of $g(x, y) = 1 + s(\sin^2(\pi x/4) + \sin^2(\pi y/4))$ for $s = 0.3$ (red dashed line) is compared to that of $s = 0$ (blue solid line). The bottom panel shows the imaginary part of the complex eigenfrequency; the oscillatory instability arises for $\mu > 2.11$.

modes of the eigenfrequency spectrum) arise which, in turn, lead to windows of oscillatory instability. A more systematic comparison of the dependence of the anomalous mode frequency on nonlinear versus linear lattice parameters could be an interesting topic for future study. On the other hand, these results also motivate an investigation of how this phenomenology may be modified in the presence of a dissipative term.

In this case, a pertinent model is the so-called dissipative GPE, which can be expressed in the following dimensionless form (see, e.g., [57]):

$$(i - \gamma)u_t = -\frac{1}{2}\Delta u + V(r)u + |u|^2u - \mu u, \quad (9)$$

where the dimensionless parameter γ can be associated with the system's temperature according to [51, 54] (see also [58])

$$\gamma = G \times \frac{4ma^2k_B T}{\pi\hbar^2}, \quad (10)$$

with k_B being Boltzmann's constant and the heuristically introduced dimensionless prefactor $G \approx 3$. Note that in the

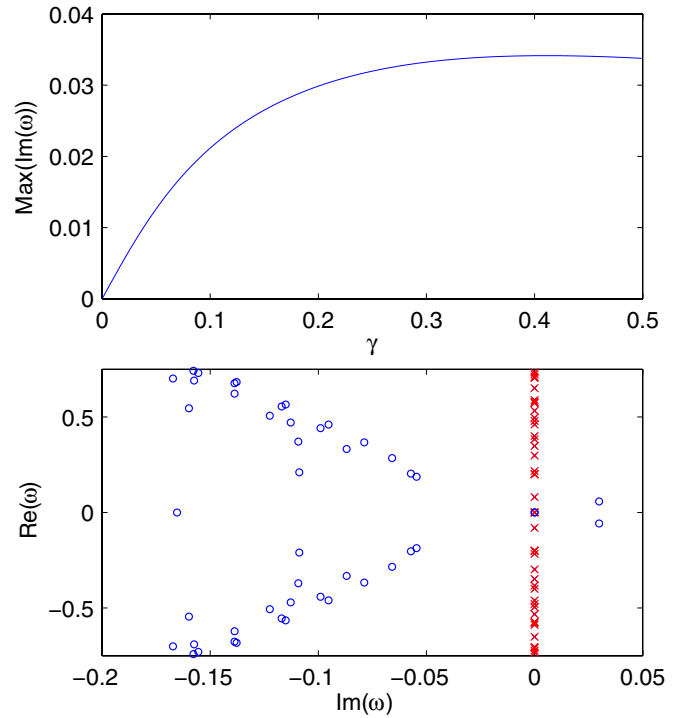


Figure 5. The top panel shows the immediate acquisition of a non-vanishing imaginary part of the eigenfrequency associated with the anomalous mode, as soon as the temperature-dependent dissipative prefactor γ becomes non-zero. The bottom panel highlights the special behaviour of the anomalous mode by illustrating the BdG spectrum for the cases of $\gamma = 0$ (red crosses) and that of $\gamma = 0.2$ (blue circles). Note how in the latter case the eigenfrequencies form nearly two symmetric arcs in the negative imaginary half-plane.

dissipative model the interaction between the thermal cloud and the condensate is only modelled by particle exchange resulting in the dissipative factor γ ; we should note that physically the relevant case is that of $\gamma \ll 1$, although for illustration purposes we will occasionally show also the results away from that regime. The chemical potential and trap strength in equation (9) are set to the values $\mu = 1$ and $\Omega = 0.2$ respectively (as per the above discussion, it is understood how different μ and Ω will modify the relevant phenomenology).

In figure 5, we show the BdG spectrum of a vortex for the case of $\gamma = 0$ (zero temperature, i.e. no dissipation) and for the case of $\gamma = 0.2$ (finite temperature, i.e. dissipation). It is clear that the lowest frequency mode of the condensate (for which $\mu = 1$ is the anomalous mode) is the one that, for non-zero values of γ , immediately acquires a positive imaginary eigenfrequency, contrary to what is the case for all other eigenmodes of the system. In fact, precisely this property was rigorously proved in [31] for negative Krein sign eigenmodes, namely that their bifurcation upon such dissipative perturbations happens *oppositely* to that of all other modes (of positive energy) of the system. This remarkable feature is directly consonant with the property of this excited state of the system resulting, via the effect of dissipation (and through the complex nature of the relevant eigenmode), eventually into the ground state of the system. Moreover, note that this complex eigenmode also implies the

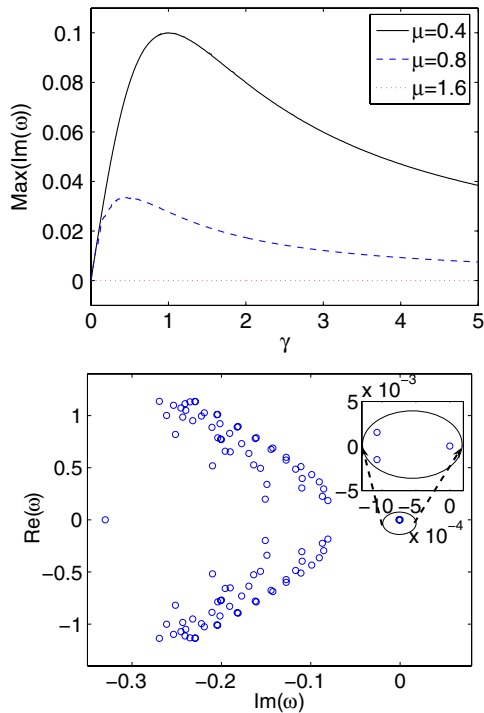


Figure 6. The top panel shows the immediate acquisition of a non-vanishing imaginary part of the eigenfrequency associated with the anomalous mode, as soon as the temperature-dependent dissipative prefactor γ is non-zero for small chemical potentials, but no acquisition of an imaginary part for large chemical potentials. The bottom panel gives an overview of the eigenfrequencies for $\gamma = 0.2$ and $\mu = 1.6$. The maximum imaginary part is zero. The inset shows that the eigenfrequencies corresponding to the anomalous mode got shifted into the negative imaginary half-plane.

combination of the growing amplitude with the previously analysed precessional motion, leading to the spiraling of the vortex core toward the edges of the TF cloud and its eventual disappearance, in favour of the ground state of the system (see below).

Lastly, let us investigate the effect of a periodic modulation of the nonlinearity on the stability of the system for the finite-temperature case. For a periodic cosinusoidal modulation of the nonlinearity, the imaginary part of all eigenfrequencies

vanishes and the system is stable for $\gamma = 0$ as discussed above. The top panel of figure 6 shows the maximal imaginary part of the eigenfrequency as a function of γ for different chemical potentials μ for $g(x, y) = 1 + s (\cos^2(\pi x/4) + \cos^2(\pi y/4))$, with $s = 0.3$. For $\gamma = 0$, the imaginary part of the eigenfrequency vanishes for all cases. However, for small μ the imaginary part of the eigenfrequency becomes non-zero immediately, similar to the case of a constant nonlinearity strength. On the other hand, for a large chemical potential the maximal imaginary part of the eigenfrequencies remains zero *independent* of γ . Thus, the system remains stable even in the presence of dissipation. This behaviour can be understood by investigation of figure 4. The occurrence of a positive imaginary part of the eigenfrequencies is due to the fact that the anomalous mode is of negative Krein sign. However, for the case of a cosinusoidal modulation of the nonlinearity, one observes that the value of the frequency of the anomalous mode decreases with increasing μ and, finally, even crosses the origin. At that critical point, the frequency curve shows a crossover with its opposite-value companion (of the same pair). However the latter mode has a positive Krein sign, and therefore (since all negative signatures arise for negative frequencies and positive signatures for positive frequencies) the imaginary parts of the eigenfrequencies become negative in the case of non-zero γ . The bottom panel in figure 6 provides an overview of the eigenfrequencies for $\gamma = 0.2$ and $\mu = 1.6$. All eigenfrequencies were shifted further into the negative imaginary half-plane in comparison to the corresponding panel in figure 5. Importantly, the eigenfrequencies corresponding to the (formerly) anomalous mode got shifted into the negative imaginary half-plane as shown in the inset.

3.2. Direct numerical simulations

In this section we show results obtained by direct numerical integration of equation (1) starting with different initial states containing a single vortex. In order to determine the position of the vortex as a function of time, we first compute the fluid velocity [16]

$$\mathbf{v}_s = -\frac{i}{2} \frac{u^* \nabla u - u \nabla u^*}{|u|^2}. \quad (11)$$

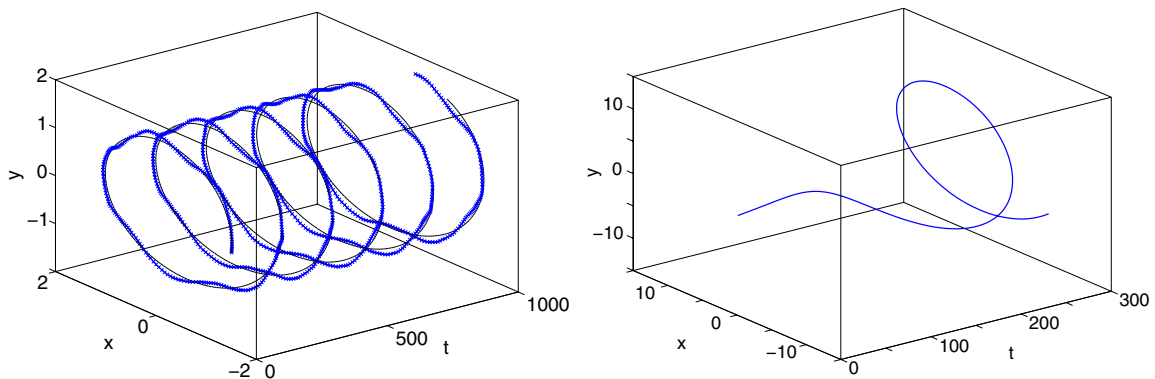


Figure 7. The left panel shows the trajectory of the vortex for $g = 1$ and $\mu = 3$ obtained by direct integration (crosses) and the theoretical prediction (solid line) obtained by solving equations (3)–(4). Note the excellent agreement between the two. The right panel shows the corresponding trajectory for the case taking into account dissipation, namely integrating equation (9) with $\gamma = 0.2$.

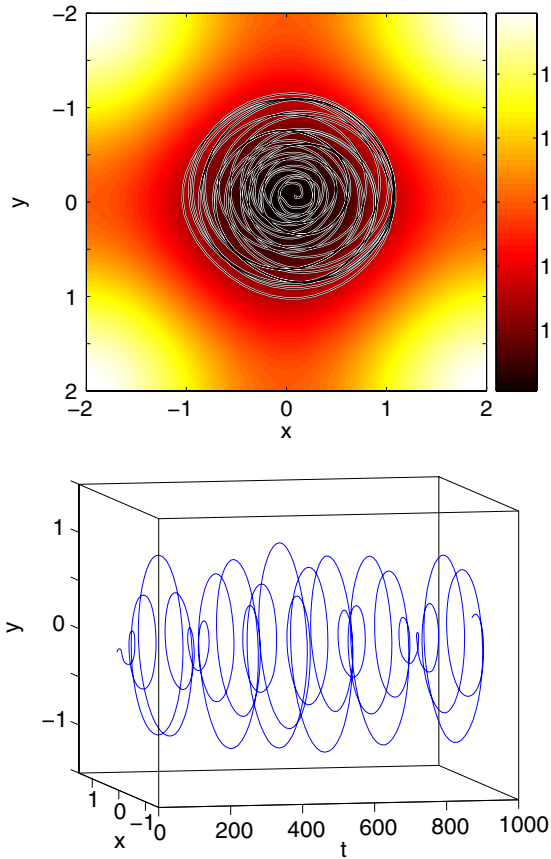


Figure 8. The trajectory of a vortex for $\mu = 3$ for the case $g(x, y) = 1 + s (\sin^2(\pi x/4) + \sin^2(\pi y/4))$ with $s = 0.3$. In the top panel the trajectory is plotted on top of the profile of the coupling $g(x, y)$, whereas the bottom panel shows the trajectory as a function of time.

The fluid vorticity is then defined as $\omega_{\text{vor}} = \nabla \times \mathbf{v}_s$. Due to our setup, the direction of the fluid vorticity is always the z -direction, and therefore we can treat this quantity as a scalar. Furthermore, we investigate single vortex states leading to a single maximum of the fluid vorticity at the position of the vortex. This allows us to determine the position of the vortex by determining the centre of mass of the vorticity ω_{vor} .

Figure 7 shows the evolution of a single vortex for $g = 1$. We displaced the vortex initially from the centre of the trap to $(x_0, y_0) = (-1.5, 0)$ and propagated the state numerically using equation (1). The thus obtained results are compared to the solutions of equations (3)–(4) $x = x_0 \cos(Ct)$ and $y = y_0 \sin(Ct)$ with $C = (\Omega^2/(2\mu)) \log(A\mu/\Omega)$ and the initial position (x_0, y_0) . The theoretical predictions agree very well with our numerical findings: the vortex oscillates around the centre of the trap with constant frequency and radius (see the left panel). The right panel shows the trajectory for the case of constant nonlinearity $g = 1$ but for finite temperature (i.e. including dissipation). The results shown were obtained by direct numerical integration of equation (9) for $\gamma = 0.2$, with the initial condition being a slightly perturbed eigenstate of the system. Due to the instability of the system this small perturbation leads to the spiraling out of the vortex, as is physically anticipated in the presence of finite temperature in the work of [74]; we note in passing that this work contains a detailed model from microscopic first principles that illustrates a similar phenomenology upon a spatially dependent inclusion of the coupling of the condensate with the thermal cloud.

Figure 8 shows the trajectory of a vortex for the case of a periodically modulated sinusoidal nonlinearity, $g(x, y) = 1 + s (\sin^2(\pi x/4) + \sin^2(\pi y/4))$. The initial configuration is a slightly perturbed eigenstate leading to a small shift of the position of the vortex. Due to the instability of the sinusoidal $g(x, y)$ landscape, the vortex spirals outwards initially, but then spirals inwards after reaching a region with approximately constant nonlinearity. Subsequently the vortex follows a series of such alternating (spiraling first outwards, and then inwards) cycles in an apparently quasi-periodic orbit.

Figure 9 shows the trajectory of a vortex for the case of a periodically modulated cosinusoidal nonlinearity, $g(x, y) = 1 + s (\cos^2(\pi x/4) + \cos^2(\pi y/4))$, without dissipation (left panel) and with dissipation (right panel). In this case, small perturbations do not get amplified since the system is stable. However, a macroscopic displacement of the vortex to $(x_0, y_0) = (-1.5, 0)$ leads to the trajectories shown in the figure (see the left panel). In the case without dissipation the vortex moves outwards (reaching a region outside the ‘square’ of the first minima of the nonlinearity) and oscillates

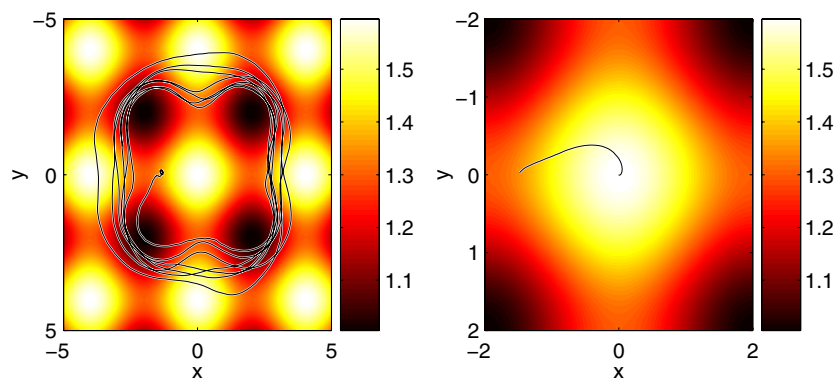


Figure 9. The trajectory of the vortex for $\mu = 3$ for the case $g(x, y) = 1 + s (\cos^2(\pi x/4) + \cos^2(\pi y/4))$ with $s = 0.3$ without dissipation (left) and with dissipation (right) with $\gamma = 0.2$. The trajectories are plotted on top of the profile of the coupling $g(x, y)$. Note the fast inward vortex motion in the presence of dissipation.

around the centre on a trajectory with roughly constant nonlinearity. For the case with cosinusoidal nonlinearity and dissipation (see the right panel), the vortex remains stable against small perturbations and does not spiral out, contrary to the case of a constant nonlinearity. Even for a macroscopical displacement the vortex moves back to the centre of the trap and remains localized there. This behaviour is possible because the effective potential due to the spatial variation of the nonlinearity creates the possibility for a dynamically stable vortex state *even in the presence of dissipation*.

In conclusion, the modulation of the nonlinearity opens up the possibility of stabilizing the vortex against excitations due to finite-temperature effects. This can be extremely useful for setups which require stable vortex states for a long period of time as, e.g. in the recent work of [75] which suggests the use of a superposition of two counter-rotating BECs as a gyroscope.

4. Conclusions

In summary, in the present work, we examined the role of anomalous modes in the motion of vortices in harmonically confined condensates. We have also focused on the settings of spatially dependent scattering lengths and of finite temperature (as well as the combination thereof). We found a number of interesting results, including an explicit semi-analytical expression for the precession frequency in the trap (by means of the matched asymptotics technique), which was found to be in excellent agreement with both bifurcation and direct numerical integration results, for different chemical potentials and trap frequencies within the Thomas–Fermi regime.

We subsequently examined how the spectra (more generally—and the anomalous mode in particular) are affected by the presence of spatially dependent (harmonic) interatomic interactions. We found that the latter may induce or avoid instabilities depending on the curvature and the strength of the nonlinearity variation. The effect of temperature was examined in a simple phenomenological setting which, however, still enabled us to observe the thermal instability of the vortex and its rapid spiraling towards the edges of the condensate cloud. Intriguingly enough, we also demonstrated that the effect of spatially dependent nonlinearities may avoid the thermal instability of the vortex by creating a local effective energy minimum wherein the vortex can spiral inwards towards the centre of the harmonic trap.

It would be particularly interesting to try to extend both the analytical and the numerical considerations herein towards different directions. On the one hand, it is appealing to find similar particle-like equations for the motion (and interaction) of multiple vortices within the parabolic trap. On the other hand, it would be especially relevant to consider such multi-core realizations in the presence of the thermal and spatially dependent nonlinear effects. Yet another direction could be to extend the considerations presented herein to the case of vortex rings and their dynamics. Such studies are currently in progress.

Acknowledgments

PGK gratefully acknowledges support from the NSF-CAREER program (NSF-DMS-0349023), from NSF-DMS-0806762 and from the Alexander von Humboldt Foundation. RCG gratefully acknowledges the hospitality of the Grupo de Física No Lineal (GFNL) of Universidad de Sevilla and support from NSF-DMS-0806762, Plan Propio de la University de Sevilla and grant#IAC09-I-4669 of Junta de Andalucía. PGK and SM acknowledge a number of useful discussions with Kody Law. The work of DJF was partially supported by the Special Account for Research Grants of the University of Athens.

Appendix. Equations of motion for the vortex

In this appendix we detail the effects of the potential on the position of the vortex via a matched asymptotics approach between an inner and an outer perturbative solution. The inner solution is of the form

$$u(r, \theta) = [u_0(r) + \varepsilon \chi(r) \cos(\theta)] e^{i[S\theta + \varepsilon \eta(r) \sin(\theta)]}, \quad (\text{A.1})$$

where ε is a formal small parameter associated with the slow speed of precession and $u_0(r)$ is the radial vortex profile, while χ and η are the functions of r , whose asymptotics have been detailed in [61, 62] (see also [59]). The outer perturbative solution can be obtained by a lowest order equation for the phase, resulting from a rescaling of space, $r \rightarrow \varepsilon r$, and time, $t \rightarrow \varepsilon^2 t$, namely

$$\Delta \theta + \mathbf{F} \cdot \nabla \theta = 0, \quad (\text{A.2})$$

where $\mathbf{F} = \nabla \log(|u_b|^2)$ (hereafter, boldface is used to denote vectors) and $|u_b|^2$ is the (background, hence the relevant subscript) BEC density in the absence of the vortex; note that the density can be approximated in the TF limit as $|u_b|^2 = \mu - V(r)$. It is also relevant to remark here that this equation is similar to equation (5) of [59], with the only difference being the absence of a term such as the last one included in the latter (which was present in that context due to the rotation of the trap).

Interestingly, the similarity of equation (A.2) to equation (20) of [62] could lead to the impression that the detailed formalism of [62] could be blindly followed giving rise to the precessional motion of equation (27) therein. However, this turns out to be incorrect. Particularly, in [62], it was non-generically assumed that \mathbf{F} of the outer expansion can be accurately approximated by a constant. In our case where $\mathbf{F} \approx -\Omega^2 \mathbf{r} / \mu$ (for small and intermediate distances where the matching with the inner expansion is performed), this approximation is clearly not an appropriate one. Instead, we follow the original formulation of [61], which employs the change of variables $\phi(x, y) \rightarrow \theta(x, y)$:

$$\theta_x = -S \left(\phi_y - \phi \frac{\Omega^2}{\mu} y \right), \quad (\text{A.3})$$

$$\theta_y = S \left(\phi_x - \phi \frac{\Omega^2}{\mu} x \right), \quad (\text{A.4})$$

(we will suppress the S -dependence hereafter, focusing on singly charged vortices). Then, the equation for ϕ reads

$$\Delta\phi - \frac{\Omega^2}{\mu}(x\phi_x + y\phi_y) - 2\frac{\Omega^2}{\mu}\phi = 0, \quad (\text{A.5})$$

which, upon using the transformation $\phi = H(r)/\sqrt{\mu - V(r)}$, yields

$$\Delta H - \frac{\Omega^2}{\mu}H = 2\pi\delta(\mathbf{r} - \mathbf{r}_0), \quad (\text{A.6})$$

assuming a point vortex source at \mathbf{r}_0 . This leads to the asymptotic behaviour $H = -K_0(m|\mathbf{r} - \mathbf{r}_0|)$, where K_0 is the modified Bessel function and $m = \Omega/\sqrt{\mu}$. This should be directly compared with equation (23) of [62], showcasing that instead of $F^r/2$ in the latter equation, here we have the constant factor m multiplying the distance from the vortex core. Once this *critical* modification is made, the rest of the calculation of [62] can be followed directly, yielding the final result (in the presence of the trap)

$$\dot{x}_v = \frac{\Omega^2}{2\mu} \log\left(A\frac{\mu}{\Omega}\right)y_v, \quad (\text{A.7})$$

$$\dot{y}_v = -\frac{\Omega^2}{2\mu} \log\left(A\frac{\mu}{\Omega}\right)x_v, \quad (\text{A.8})$$

where the pair (x_v, y_v) defines the location of the vortex centre and A is an appropriate numerical factor (detailed comparison with numerics yields very good agreement in the TF regime, e.g. for $A \approx 8.88 \approx 2\sqrt{2}\pi$, see section 2).

It should be noted that this equation is valid for small displacements from the trap centre which lends further support to the connection of this dynamics with the relevant mode of the BdG analysis. For larger displacements from the vortex centre, this expression should be appropriately corrected [65].

References

- [1] Pitaevskii L P and Stringari S 2003 *Bose–Einstein Condensation* (Oxford: Oxford University Press)
- [2] Pethick C J and Smith H 2002 *Bose–Einstein Condensation in Dilute Gases* (Cambridge: Cambridge University Press)
- [3] Kevrekidis P G, Frantzeskakis D J and Carretero-González R 2008 *Emergent Nonlinear Phenomena in Bose–Einstein Condensates* (Berlin: Springer)
- [4] Fetter A L and Svidzinsky A A 2001 *J. Phys.: Condens. Matter* **13** R135
- [5] Fetter A L 2009 *Rev. Mod. Phys.* **81** 647
- [6] Kevrekidis P G, Carretero-González R, Frantzeskakis D J and Kevrekidis I G 2004 *Mod. Phys. Lett. B* **18** 1481
- [7] Carretero-González R, Kevrekidis P G and Frantzeskakis D J 2008 *Nonlinearity* **21** R139
- [8] Matthews M R, Anderson B P, Haljan P C, Hall D S, Wieman C E and Cornell E A 1999 *Phys. Rev. Lett.* **83** 2498
- [9] Williams J E and Holland M J 1999 *Nature* **401** 568
- [10] Madison K W, Chevy F, Wohlleben W and Dalibard J 2000 *Phys. Rev. Lett.* **84** 806
- [11] Recati A, Zambelli F and Stringari S 2001 *Phys. Rev. Lett.* **86** 377
- [12] Sinha S and Castin Y 2001 *Phys. Rev. Lett.* **87** 190402
- [13] Madison K W, Chevy F, Bretin V and Dalibard J 2001 *Phys. Rev. Lett.* **86** 4443
- [14] Raman C, Abo-Shaeer J R, Vogels J M, Xu K and Ketterle W 2001 *Phys. Rev. Lett.* **87** 210402
- [15] Frisch T, Pomeau Y and Rica S 1992 *Phys. Rev. Lett.* **69** 1644
- [16] Jackson B, McCann J F and Adams C S 1998 *Phys. Rev. Lett.* **80** 3903
- [17] Onofrio R, Raman C, Vogels J M, Abo-Shaeer J R, Chikkatur A P and Ketterle W 2000 *Phys. Rev. Lett.* **85** 2228
See also the very recent work of Neely T W, Samson E C, Bradley A S, Davis M J and Anderson B P 2010 *Phys. Rev. Lett.* **104** 160401
- [18] Scherer D R, Weiler C N, Neely T W and Anderson B P 2007 *Phys. Rev. Lett.* **98** 110402
- [19] Carretero-González R, Whitaker N, Kevrekidis P G and Frantzeskakis D J 2008 *Phys. Rev. A* **77** 023605
- [20] Carretero-González R, Anderson B P, Kevrekidis P G, Frantzeskakis D J and Weiler C N 2008 *Phys. Rev. A* **77** 033625
- [21] Ruben G, Paganin D M and Morgan M J 2008 *Phys. Rev. A* **78** 013631
- [22] Leanhardt A E, Görlitz A, Chikkatur A P, Kielpinski D, Shin Y, Pritchard D E and Ketterle W 2002 *Phys. Rev. Lett.* **89** 190403
- [23] Shin Y, Saba M, Vengalattore M, Pasquini T A, Sanner C, Leanhardt A E, Prentiss M, Pritchard D E and Ketterle W 2004 *Phys. Rev. Lett.* **93** 160406
- [24] Pu H, Law C K, Eberly J H and Bigelow N P 1999 *Phys. Rev. A* **59** 1533
Shin Y, Saba M, Vengalattore M, Pasquini T A, Sanner C, Leanhardt A E, Prentiss M, Pritchard D E and Ketterle W 2004 *Phys. Rev. Lett.* **93** 160406
- [25] Möttönen M, Mizushima T, Isoshima T, Salomaa M M and Machida K 2003 *Phys. Rev. A* **68** 023611
- [26] Simula T P, Virtanen S M M and Salomaa M M 2002 *Phys. Rev. A* **65** 033614
- [27] Lundh E 2002 *Phys. Rev. A* **65** 043604
- [28] Huhtamäki J A M, Möttönen M and Virtanen S M M 2006 *Phys. Rev. A* **74** 063619
- [29] Lundh E and Nilsen H M 2006 *Phys. Rev. A* **74** 063620
- [30] Feder D L, Svidzinsky A A, Fetter A L and Clark C W 2001 *Phys. Rev. Lett.* **86** 564
- [31] Kapitula T, Kevrekidis P G and Sandstede B 2005 *Physica D* **195** 263
- [32] Chin C, Grimm R, Julienne P S and Tiesinga E 2010 *Rev. Mod. Phys.* **82** 1225
- [33] Köhler T, Goral K and Julienne P S 2006 *Rev. Mod. Phys.* **78** 1311
- [34] Inouye S, Andrews M R, Stenger J, Miesner H-J, Stamper-Kurn D M and Ketterle W 1998 *Nature* **392** 151
Stenger J, Inouye S, Andrews M R, Miesner H-J, Stamper-Kurn D M and Ketterle W 1999 *Phys. Rev. Lett.* **82** 2422
Roberts J L, Claussen N R, Burke J P Jr, Greene C H, Cornell E A and Wieman C E 1998 *Phys. Rev. Lett.* **81** 5109
Cornish S L, Claussen N R, Roberts J L, Cornell E A and Wieman C E 2000 *Phys. Rev. Lett.* **85** 1795
- [35] Fatemi F K, Jones K M and Lett P D 2000 *Phys. Rev. Lett.* **85** 4462
Theis M, Thalhammer G, Winkler K, Hellwig M, Ruff G, Grimm R and Denschlag J H 2004 *Phys. Rev. Lett.* **93** 123001
- [36] Thalhammer G, Theis M, Winkler K, Grimm R and Denschlag J H 2005 *Phys. Rev. A* **71** 033403
- [37] Fedichev P O, Kagan Yu, Shlyapnikov G V and Walraven J T M 1996 *Phys. Rev. Lett.* **77** 2913
- [38] Bauer D M, Lettner M, Vo C, Rempe G and Dürr S 2009 *Nat. Phys.* **5** 339
- [39] Bauer D M, Lettner M, Vo C, Rempe G and Dürr S 2009 *Phys. Rev. A* **79** 062713
- [40] Bohn J L and Julienne P S 1997 *Phys. Rev. A* **56** 1486

- [41] Yamazaki R, Taie S, Sugawa S and Takakashi Y 2010 arXiv:1005.3372v1
- [42] Theocharis G, Schmelcher P, Kevrekidis P G and Frantzeskakis D J 2005 *Phys. Rev. A* **72** 033614
- [43] Abdullaev F Kh and Salerno M 2003 *J. Phys. B: At. Mol. Opt. Phys.* **36** 2851
- [44] Rodas-Verde M I, Michinel H and Pérez-García V M 2005 *Phys. Rev. Lett.* **95** 153903
Carpentier A V, Michinel H, Rodas-Verde M I and Pérez-García V M 2006 *Phys. Rev. A* **74** 013619
- [45] Theocharis G, Schmelcher P, Kevrekidis P G and Frantzeskakis D J 2006 *Phys. Rev. A* **74** 053614
- [46] Garnier J and Abdullaev F Kh 2006 *Phys. Rev. A* **74** 013604
- [47] Dong G, Hu B and Lu W 2006 *Phys. Rev. A* **74** 063601
- [48] Bludov Yu V, Brazhnyi V A and Konotop V V 2007 *Phys. Rev. A* **76** 023603
- [49] Pitaevskii L P 1958 *Zh. Eksp. Teor. Fiz.* **35** 408
Pitaevskii L P 1959 *Sov. Phys.—JETP* **35** 282
- [50] Graham R 1998 *Phys. Rev. Lett.* **81** 5262
- [51] Lee M D and Gardiner C W 2000 *Phys. Rev. A* **62** 033606
- [52] Choi S, Morgan S A and Burnett K 1998 *Phys. Rev. A* **57** 4057
- [53] Tsubota M, Kasamatsu K and Ueda M 2002 *Phys. Rev. A* **65** 023603
Tsubota M, Kasamatsu K and Ueda M 2003 *Phys. Rev. A* **67** 033610
- [54] Penckwitt A A, Ballagh R J and Gardiner C W 2002 *Phys. Rev. Lett.* **89** 260402
- [55] Aranson I and Steinberg V 1996 *Phys. Rev. B* **53** 75
Sásik R, Bettencourt L M A and Habib S 2000 *Phys. Rev. B* **62** 1238
Madarassy E J M and Barenghi C F 2008 *J. Low Temp. Phys.* **152** 122
- [56] Proukakis N P, Parker N G, Barenghi C F and Adams C S 2004 *Phys. Rev. Lett.* **93** 130408
- [57] Cockburn S P, Nistazakis H E, Horikis T P, Kevrekidis P G, Proukakis N P and Frantzeskakis D J 2010 *Phys. Rev. Lett.* **104** 174101
- [58] Jackson B and Proukakis N P 2008 *J. Phys. B: At. Mol. Opt. Phys.* **41** 203002
- [59] Svidzinsky A A and Fetter A L 2000 *Phys. Rev. Lett.* **84** 5919
- [60] Fetter A L and Kim J-K 2001 *J. Low Temp. Phys.* **125** 239
- [61] Rubinstein B Y and Pismen L M 1994 *Physica D* **78** 1
- [62] Kivshar Yu S, Christou J, Tikhonenko V, Luther-Davies B and Pismen L M 1998 *Opt. Commun.* **152** 198
- [63] MacKay R S 1987 *Hamiltonian Dynamical Systems* ed R S MacKay and J Meiss (Bristol: Hilger) p 137
- [64] Skryabin D V 2001 *Phys. Rev. A* **63** 013602
Skryabin D V 2001 *Phys. Rev. E* **64** 055601
- [65] McGee S A and Holland M J 2001 *Phys. Rev. A* **63** 043608
- [66] Dziarmaga J and Meisner J 2008 *J. Phys. B: At. Mol. Opt. Phys.* **38** 4211
- [67] Pelinovsky D E and Kevrekidis P G 2008 *Contemp. Math.* **473** 159
- [68] Dalfovo F, Giorgini S, Pitaevskii L P and Stringari S 1999 *Rev. Mod. Phys.* **71** 463
- [69] Kapitula T, Kevrekidis P G and Frantzeskakis D J 2008 *Chaos* **18** 023101
- [70] Pérez-García V M, Berloff N G, Kevrekidis P G, Konotop V V, Lewenstein M and Malomed B A (eds) 2009 Special Volume on Nonlinear phenomena in degenerate quantum gases *Physica D* **238** 1289
- [71] Law K J H, Qiao L, Kevrekidis P G and Kevrekidis I G 2008 *Phys. Rev. A* **77** 053612
- [72] Theocharis G, Frantzeskakis D J, Carretero-González R, Kevrekidis P G and Malomed B A 2005 *Math. Comput. Simulat.* **69** 537
- [73] Kevrekidis P G, Carretero-González R, Theocharis G, Frantzeskakis D J and Malomed B A 2003 *J. Phys. B: At. Mol. Opt. Phys.* **36** 3467
- [74] Jackson B, Proukakis N P, Barenghi C F and Zaremba E 2009 *Phys. Rev. A* **79** 053615
- [75] Thanvanthri S, Kapale K T and Dowling J P 2009 arXiv:0907.1138v1